



CUSTOM BUILT SHEDS



We offer Metal Sheds as well as Painted Smart-side Sheds with a wide selection of styles, sizes, and colors. Our Amish Craftsmen build anything from the modern Studio Shed to the timeless Lofted Barn. We look forward to working with you!



Rent-to-own Available!

Gable or Side Entrance



CLASSIC SMARTSIDE SHED

- 8x12 \$3,300
- 8x16 \$4,250
- 10x12 \$4,100
- 10x16 \$4,600
- 10x20 \$5,600
- 12x16 \$5,200
- 12x20 \$6,250
- 12x24 \$6,500
- 12x28 \$7,500
- 12x32 \$8,750
- 14x20 \$8,400
- 14x24 \$9,500
- 14x28 \$10,500
- 14x32 \$11,500
- 14x36 \$12,600
- 14x40 \$13,500
- 14x44 \$14,800

Our class shed is a popular choice for those wanting a workshop, craft studio, or flexible storage space in their backyard. This Shed comes with one window as well as overhangs. Adding a loft to your shed is another way to maximize your storage capabilities.



-Standard Features-

- 72" Double Door on 10', 12' & 14" Sheds
- 48" Door On 8' Wide
- 6" Overhangs
- 2x6 Treated Floor Joists
- 50 Year LP SmartSide
- 3/4" LP Shed Floor
- Metal Roof
- One Window
- 2x4 Wall Studs 16" OC



Maintenance Free!

CLASSIC METAL SHED

- 8x12 \$3,300
- 8x16 \$4250
- 10x12 \$4100
- 10x16 \$4600
- 10x20 \$5600
- 12x16 \$5200
- 12x20 \$6250
- 12x24 \$6500
- 12x28 \$7500
- 12x32 \$8750
- 14x20 \$8400
- 14x24 \$9500
- 14x28 \$10500
- 14x32 \$11500
- 14x36 \$12600
- 14x40 \$13500
- 14x44 \$14800



- Standard Features-**
- 72" Double Door on 10',12' & 14" Sheds
 - 48" Door On 8' Wide
 - 6" Overhangs
 - 2x6 Treated Floor Joists
 - 50 Year LP Smartside
 - 3/4" LP Shed Floor
 - Metal Roof
 - One Window
 - 2x4 Wall Studs 24" OC
 - Wainscoting for \$1 @ square foot of building



SMARTSIDE LOFTED BARN

- 8x12 \$3800
- 8x16 \$4850
- 10x12 \$4450
- 10x16 \$5250
- 10x20 \$6255
- 12x16 \$6300
- 12x20 \$7400
- 12x24 \$8600
- 12x28 \$9700
- 12x32 \$10400
- 14x20 \$9100
- 14x24 \$9800
- 14x28 \$10800
- 14x32 \$12000
- 14x36 \$13100
- 14x40 \$14100
- 14x44 \$15600



For those who want to get the most storage out of their shed, we offer the Lofted Barn. The gambrel roof is both stylish and practical, providing additional storage space while looking great in your backyard.

-Standard Features-

- 72" Double Door on 10', 12' & 14' Wide
- 48" Door on 8' Wide
- 6" Overhangs
- 2x6 Treated Floor Joists
- 50 Year LP SmartSide
- 3/4" LP Shed Floor
- Two 4' Lofts
- Metal Roof
- One Window
- Gable Overhangs
- 2x4 Wall Studs 16" OC

Maintenance Free!



METAL LOFTED BARN

- 8x12 \$3800
- 8x16 \$4850
- 10x12 \$4450
- 10x16 \$5250
- 10x20 \$6255
- 12x16 \$6300
- 12x20 \$7400
- 12x24 \$8600
- 12x28 \$9700
- 12x32 \$10400
- 14x20 \$9100
- 14x24 \$9800
- 14x28 \$10800
- 14x32 \$12000
- 14x36 \$13100
- 14x40 \$14100
- 14x44 \$15600



-Standard Features-

- 72" Double Door on 10', 12' & 14' Wide
- 48" Door on 8' Wide
- 6" Overhangs
- 2x6 Treated Floor Joists
- 50 Year LP Smartside
- 3/4" LP Shed Floor
- Two 4' Lofts
- Metal Roof
- One Window
- Gable Overhangs
- 2x4 Wall Studs 24" OC




BIG SKY SMARTSIDE SHED

- 8x16 \$5300
- 10x16 \$6500
- 10x20 \$7200
- 10x24 \$8400
- 12x16 \$7300
- 12x20 \$7900
- 12x24 \$9000
- 14x16 \$8350
- 14x20 \$9400
- 14x24 \$10500



Available in Stained Decro Pine
With Board & Batton Look



-Standard Features-

- 72" Double Door
- 6" Overhangs
- 2x6 Treated Floor Joists
- 50 Year LP Smartside
- 3/4" LP Shed Floor
- Metal Roof
- 2 Windows
- 2x4 Wall Studs 16" OC

Maintenance Free!



BIG SKY METAL SHED

- 8x16 \$5300
- 10x16 \$6500
- 10x20 \$7200
- 10x24 \$8400
- 12x16 \$7300
- 12x20 \$7900
- 12x24 \$9000
- 14x16 \$8350
- 14x20 \$9400
- 14x24 \$10500

Our split-level Big Sky Shed has unlimited possibilities. Imagine this storage building in your backyard as a tack-room or lawnmower shed. It could also be finished out to be used as an office or gift shop.



-Standard Features-

- 72" Double Door
- 6" Overhangs
- 2x6 Treated Floor Joists
- 50 Year LP Smartside
- 3/4" LP Shed Floor
- Metal Roof
- 2 Windows
- 2x4 Wall Studs 24" OC



QUAKER SMARTSIDE SHED

- 8x12 \$3800
- 8x16 \$4850
- 10x12 \$4500
- 10x16 \$5300
- 10x20 \$6300
- 12x16 \$6200
- 12x20 \$7500
- 12x24 \$8800
- 12x28 \$9600
- 12x32 \$10600



The unique roofline and Craftsman style of the Quaker Shed makes it a popular choice as a statement piece in the backyard. This shed includes 2 windows & overhangs. The side door allows owners to divide the shed into different uses, while the roofline provides a good balance between storage space and headroom.

-Standard Features-

- 72" Double Door
- 6" Overhangs
- 2x6 Treated Floor Joists
- 50 Year LP Smartside
- 3/4" LP Shed Floor
- Metal Roof
- Two Windows
- 2x4 Wall Studs 16" OC

Maintenance Free!



QUAKER METAL SHED

- 8x12 \$3800
- 8x16 \$4850
- 10x12 \$4500
- 10x16 \$5300
- 10x20 \$6300
- 12x16 \$6200
- 12x20 \$7500
- 12x24 \$8800
- 12x28 \$9600
- 12x32 \$10600



-Standard Features-

- 72" Double Door
- 6" Overhangs
- 2x6 Treated Floor Joists
- 50 Year LP Smartside
- 3/4" LP Shed Floor
- Metal Roof
- Two Windows
- 2x4 Wall Studs 24" OC



STUDIO SHED

- 8x12 \$3800
- 8x16 \$4700
- 10x12 \$4500
- 10x16 \$5100
- 10x20 \$5900
- 12x16 \$6300
- 12x20 \$7200
- 12x24 \$8100
- 12x28 \$9200
- 12x32 \$10200

One of our newest designs, the Studio Shed has quickly become a popular choice for people who want to add a home office, art studio, or she-shed. The large transom windows provide plenty of natural light in the space, creating a warm, welcoming environment where you can do your best work.



-Standard Features-

- 72" Double Door
- 6" Overhangs
- 2x6 Treated Floor Joists
- 50 Year LP Smartside
- 3/4" LP Shed Floor
- Metal Roof
- Two Windows
- 2x4 Wall Studs 16" OC
- Single Slope Roof

Available in Lofted Barn
or Classic Style



GARAGES

- 12x16
- 12x20
- 12x24
- 12x28
- 12x32
- 14x20
- 14x24
- 14x28
- 14x32
- 14x36
- 14x40
- 14x44

Pricing is based off of Lofted Barn & Classic Shed pricing. The Garage Package is \$1650 and includes 9x7 Overhead Door & 36" Entry Door



-Standard Features-

- 72" Double Door
- 6" Overhangs
- 2x6 Treated Floor Joists
- 50 Year LP Smartside
- 3/4" LP Shed Floor
- Metal Roof
- 1 Window
- 2x4 Wall Studs
- Floor Joists 12" On Center

Budget Friendly



SMARTSIDE ECONOMY SHED

- 8x8 \$2100
- 8x12 \$2450
- 8x16 \$3100
- 10x12 \$3100
- 10x16 \$3900
- 10x20 \$4700
- 12x16 \$4200
- 12x20 \$4900
- 12x24 \$5600
- 12x28 \$6300
- 12x32 \$6900



Our economy shed is our lowest priced storage shed. Why rent a storage unit when you can own your own utility building? The economy does not come with any windows or overhangs.

-Standard Features-

- 72" Door on 10' & 12' Wide
- 48" Door on 8' Wide
- 2 Color Combo
- 2x6 Floor Joists
- 3/4" LP Shed Floor
- Metal Roof
- 2x4 Wall Studs 24" OC
- Smallest Available Shed 8x8



Maintenance Free!



METAL ECONOMY SHED

- 8x8 \$2100
- 8x12 \$2450
- 8x16 \$3100
- 10x12 \$3100
- 10x16 \$3900
- 10x20 \$4700
- 12x16 \$4200
- 12x20 \$4900
- 12x24 \$5600
- 12x28 \$6300
- 12x32 \$6900



-Standard Features-

- 72" Door on 10' & 12' Wide
- 48" Door on 8' Wide
- 2 Color Combo
- 2x6 Floor Joists
- 3/4" LP Shed Floor
- Metal Roof & Sides
- 2x4 Wall Studs 48" OC
- Smallest Available Shed 8x8

Smartside Siding



GARDENER SHED

- 8x12 \$5800
- 10x12 \$6800
- 10x16 \$8200
- 12x12 \$8300
- 12x16 \$9600



The Gardener Series greenhouse has a unique aesthetic appeal that will draw you in. Flooded with light and plenty of ventilation, this is the perfect structure for starting seeds and managing your home garden. Built to last, the Gardener is a great addition to your backyard.



-Standard Features-

- 2x6 Treated Floor Joist
- Wrap Around Potting Bench
- 360 degree Windows
- 3/4" LP Shed Floor
- Door With Window
- Polycarbonate Roof Panels
- 50 Year Smartside Siding

-Additional Options-

- No Floor
- Metal Roof Panels
- Electrical Package \$250
- 12" Exhaust Fan \$200




GREENHOUSES

- 8x8 \$2850
- 8x12 \$4125
- 10x12 \$4500



This is a very economical Greenhouse that is available in various sizes and colors.



-Standard Features-

- Made with Treated Lumber
- Two Windows
- 2x4 Wall Studs 24" OC
- Open Floor
- Shelves on 3 Sides
- Exhaust Fan

RUN-IN ANIMAL SHEDS

Tack Rooms Available



Board & Batten Look - Metal Siding - Smartside Siding

- 10x12 \$3600
- 10x16 \$4500
- 10x20 \$5400
- 10x24 \$6300
- 12x16 \$5600
- 12x20 \$6500
- 12x24 \$7500
- 12x32 With Tack Room \$12,000



For 10' Wide Add \$100 per ft of Tack Room
For 12' Wide Add \$125 per foot of Tack Room

-Standard Features-

- Rough Sawn Kick Boards
- Overhangs
- No Floor
- Metal Roof
- 2x4 Wall Studs 16" OC
- Metal or Smartside Siding (Decro Pine with Board & Batten look available)



Studio Shed with loft and workbench



Wooden Stained Shutters



Lofted Barn with 4' Loft



Transom Windows in Doors



Door & Door Trim Painted Same Color



Wooden Ramp



Door accented with Covered Bridge Urethane





Lofted Barn with Porch



Classic Shed with Porch

Metal Roof Colors



We use the highest grade 29-gauge metal. Lifetime Warranty!

A,B,C,D	White
A,B,C,D	Light Stone
A,B,C,D	Clay
A,B,C,D	Green
A	Buckskin
A,B,C	Tan
A	Plum
A,B,C,D	Red
A	Dark Red
A,B,C,D	Black
A,D	Galvalume®

Bright White	A,B,C
Gray	A,B,C,D
Charcoal	A,B,C
Burnished Slate	A,D
Brown	A,B,C,D
Gallery Blue	A
Blue	A
Sapphire Blue	PREMIUM A
Bright Red	PREMIUM A
Copper Penny	ELITE A



Paint Colors

Need a custom paint color? No problem. Simply pick out your color at Sherwin Williams or PPG Paints and we will be happy to accommodate you.

Stain Options



Smoke



Cedar



Chestnut Brown



Covered Bridge



Smoke

Mountain Red	
Navy Blue	
Leola Almond	
Warm Up	
Barn White	
Gap Gray	
Fireweed Red	
Lancaster Tan	
Gray Shadow	
Avocado Green	
Barn Red	
Belmont Blue	
Black	
Silver Maple	
Brown	
Gray	
Hunter Green	
Navajo White	

72" Door Options

Available in all sheds 10' or wider



Dutch



Standard



X-Brace


36" Steel Entry Doors



Solid

9-Lite

Window Options



2x3

3x3

23"

29"

60"

72"

Transom Windows

Garage Doors



9x7 Track Style

Pricing for Options

\$175 Ramp 48" wide 48" long

\$250 Ramp 48" wide 72" long

\$250 Ramp 72" wide 48" long

\$350 Ramp 72" wide 72" long

\$200 8 ft. Double Shelf Workbench

\$250 10 ft. Double Shelf Workbench

\$275 12 ft. Double Shelf Workbench

\$310 14 ft. Double Shelf Workbench

\$155 Loft 8' X 4'

\$200 Loft 10' X 4'

\$250 Loft 12' X 4'

\$275 Loft 14' X 4'

\$125 2x3 Standard Window with Grids

\$140 3x3 Standard Window with Grids

\$100 Transom Window 23"

\$125 Transom Window 29"

\$175 Transom Window 60"

\$200 Transom Window 72"

\$1,200 8 ft. porch

\$1,300 10 ft. porch

\$1,400 12 ft. porch

\$400 36" Keyed Entry Door Solid Raised Panel

\$450 36" Keyed Entry Door 9 Lite

\$1,250 9x7 Track style garage door



2759 S Montgomery Rd
Cadiz, KY 42211



615.789.3270



www.cswoodcraft.com



info@cswoodcraft.com

RENT-TO-OWN AVAILABLE

Cherokee
RENTALS

Free Delivery within 25 miles

